

Sandwell Job Vacancy Insight Report

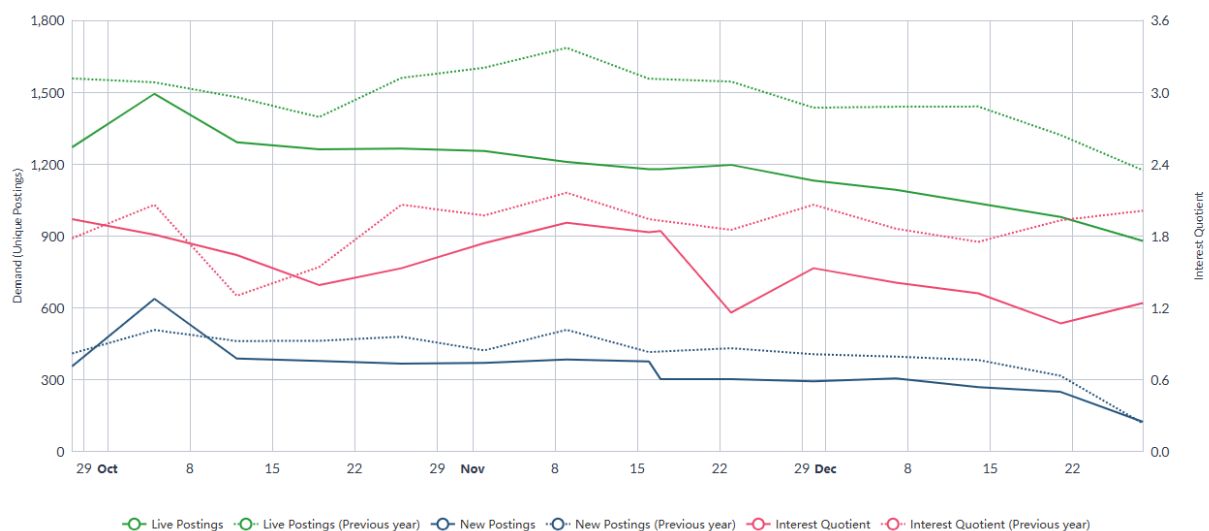
October to December 2025

Current Job Posting Trends¹

Sandwell Overview

- Between October to December 2025 (inclusive), there were 5,828 unique job adverts for roles recorded in Sandwell. This number of postings is high compared to all local authority districts. Over the past year, this has decreased by 17.0%, compared to a decrease of 6.8% across the UK.
- During this period, there were 4,450 new job postings. This number of postings is high compared to all local authority districts. Over the past year, this has decreased by 16.3%, compared to a decrease of 4.9% nationally.

Demand and Interest Trend:



- Comparing the final week of the quarter with the week at the start of the quarter, live postings adverts have decreased by 30.8%, whilst new job postings have decreased by 65.2%. This downward trend over the quarter suggests that demand by employers is decreasing.
- More recent trends also show a decrease in demand as live postings increased by 22.3% in the last 30 days of job posting activity, new postings also decreased by 57.7% showing a strong drop in demand towards the end of the quarter despite a sharp rise at the beginning of the period.
- By comparing interest quotient and demand, we can identify where there are mismatches in talent/supply and demand. Interest Quotient is ranked high at 1.6.

¹ Source: All data derived from the Adzuna Analyst Tool (January 2026)

Sandwell Advertised Salary

- The advertised median salary for roles over this period in Sandwell was £34,734 – up by 9.7% from the previous year, but 3.0% less than the overall national median salary of £35,809.

Salary Trend:



Top Occupations

- The top posted occupations below account for 17.0% of all job postings in this quarter.
- Drivers are the most in demand occupations, receiving the highest number of postings in the area.
- Positions for Healthcare Support Worker were the most in demand vacancies from the employee perspective, receiving the highest interest in terms of clicks and applicants.
- Maintenance Engineers have the highest location quotient and Drivers have the highest salary.

In-Demand Occupations:

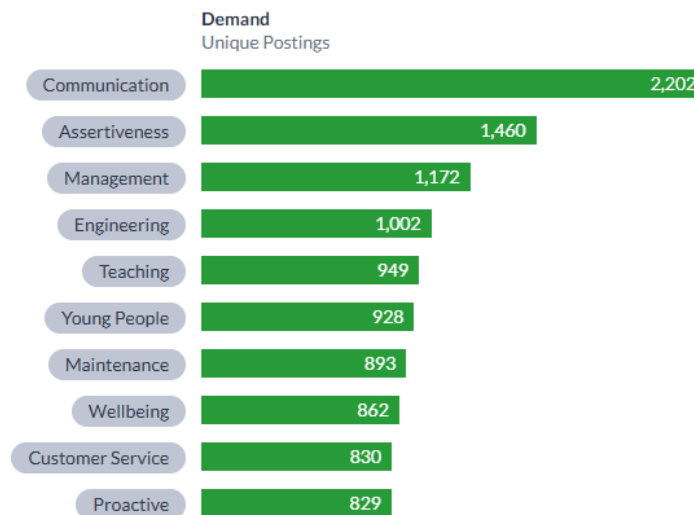
Occupation	Median Salary	Unique Postings	Location Quotient	Interest Quotient
Driver	£53,669	185	3.63	27.75
Maintenance Engineer	£43,736	146	4.88	5.04
Lorry Driver	£42,867	133	2.09	27.3
SEN Assistant	£25,350	91	2.09	2.82
Manager	£37,404	90	1	13.5
Healthcare Support Worker	£26,203	86	1.35	28.64
Primary School Teacher	£44,200	77	1.07	2.67
Teaching Assistant	£24,700	75	1.18	3.41
Kitchen Assistant	£25,396	53	1.42	4.75
Delivery Driver	£28,186	52	1.18	26.41

Most In-Demand Skills

- Reflecting the most advertised occupations, the biggest skills gaps are around 'communication', 'assertiveness' and 'management'.

In-Demand Skills:

Skills most requested in postings in Sandwell, 01/10/2025 - 31/12/2025



Who's Hiring

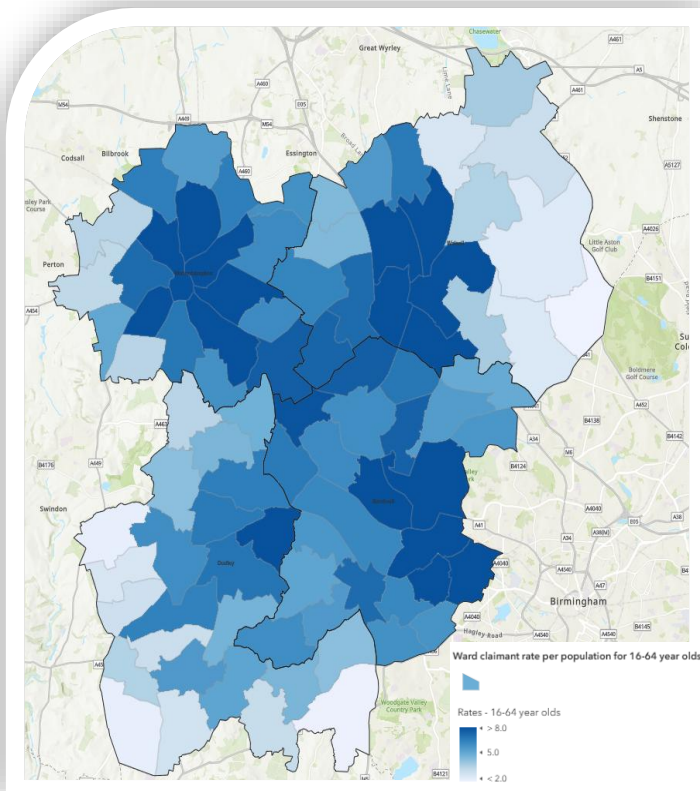
- By volume Black Country Women's Aid have logged the most job postings, followed by Sandwell Council.

Employers Hiring:



Sandwell Total Claimants²

- Sandwell had 14,790 claimants aged 16 years and over in December 2025, an increase of 60 (+0.4%) claimants from the previous month. Compared to December 2024, claimants in Sandwell decreased by 620 (-4.0%).



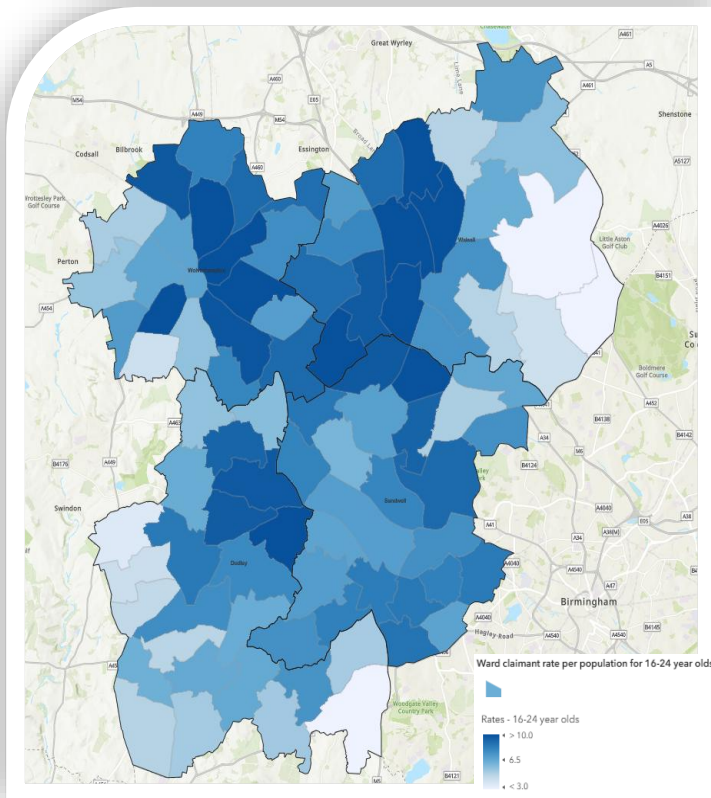
Sandwell Wards	Number	Rate
Abbey	500	5.9%
Blackheath	430	5.7%
Bristnall	480	6.3%
Charlemont with Grove Vale	420	5.6%
Cradley Heath and Old Hill	525	6.1%
Friar Park	525	6.8%
Great Barr with Yew Tree	410	5.1%
Great Bridge	550	6.2%
Greets Green and Lyng	825	9.7%
Hateley Heath	715	7.5%
Langley	630	7.2%
Newton	445	5.8%
Old Warley	450	6.0%
Oldbury	620	6.3%
Princes End	650	7.9%
Rowley	390	5.3%
St Pauls	970	9.6%
Smethwick	845	9.9%
Soho and Victoria	1,255	11.3%
Tipton Green	615	6.7%
Tividale	460	5.8%
Wednesbury North	625	7.6%
Wednesbury South	515	6.1%
West Bromwich Central	950	10.4%

- Out of the 24 wards within Sandwell, all 24 were above the UK average of 3.9%.
- The wards with the highest number of claimants as a percentage of residents aged 16 years and over were Soho and Victoria at 11.3%, West Bromwich Central at 10.4% and Greets Green & Lyng at 9.7%.

² Office for National Statistics (ONS) / Department for Work and Pensions (DWP), claimant counts, released January 2026.

Sandwell Youth Claimants

- Sandwell had 3,055 youth claimants in December 2025, this is a decrease of 40 (-1.3%) youth claimants since the previous month. When compared to December 2024, the number of youth claimants increased by 205 (+7.2%).



Sandwell Wards	Number	Rate
Abbey	80	6.9%
Blackheath	100	8.3%
Bristnall	110	8.6%
Charlemont with Grove Vale	75	5.1%
Cradley Heath and Old Hill	120	7.7%
Friar Park	130	10.0%
Great Barr with Yew Tree	90	6.8%
Great Bridge	105	6.2%
Greets Green and Lyng	155	8.1%
Hateley Heath	165	9.3%
Langley	125	8.4%
Newton	100	7.6%
Old Warley	110	8.8%
Oldbury	120	7.1%
Princes End	135	8.6%
Rowley	100	7.2%
St Pauls	190	7.7%
Smethwick	155	8.3%
Soho and Victoria	230	8.5%
Tipton Green	140	8.2%
Tivdale	95	6.9%
Wednesbury North	140	9.7%
Wednesbury South	115	7.1%
West Bromwich Central	175	9.1%

- Challenges remain with youth claimants as all 24 wards in Sandwell were above the UK average of 4.5% in December 2025.
- The wards with the highest number of claimants as a percentage of residents aged 16-24 were Friar Park at 10.0%, Wednesbury North at 9.7% and Hateley Heath at 9.3%.